



UNIVERSITY OF
CAMBRIDGE

First measurement of CP -violation using $B_s^0 \rightarrow K^{*0} \bar{K}^{*0}$ decays

Matthew Kenzie

University of Cambridge

On behalf of the LHCb collaboration

- ▶ Precision measurement of CP -violation in $B_s^0 \rightarrow J/\psi K^+ K^-$ decays - PRL 114 041801 (2015)
- ▶ Measurement of CP -violation in $B_s^0 \rightarrow \phi\phi$ decays - PRD 90 052011 (2014)
- ▶ First measurement of the CP -violating phase $\phi_s^{d\bar{d}}$ in $B_s^0 \rightarrow (K^+ \pi^-)(K^- \pi^+)$ decays **NEW**
LHCb-PAPER-2017-048

CERN LHC seminar

21st November 2017

Why is the universe matter dominated?



Sakharov Conditions:

1. Baryon Number Violation

2. C and CP violation

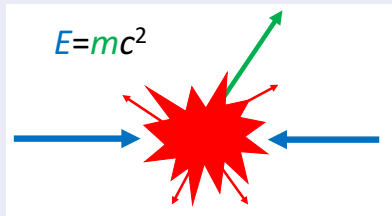
3. Interactions out of thermal equilibrium

- ▶ We live in a matter (and photon) dominated universe: $n_b/n_\gamma \sim 10^{-10}$
- ▶ CP -violation is a crucial ingredient to this problem
- ▶ But CP -violation in the SM only accounts for $\sim 10^{-20}$
- ▶ There must be **new physics** and **new sources of CP -violation**

How to find New Physics at the LHC?

High energy frontier

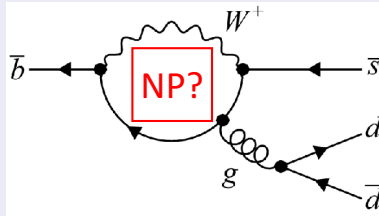
Direct observation



Require $E > MC^2$ for direct production

Precision frontier

Indirect effects

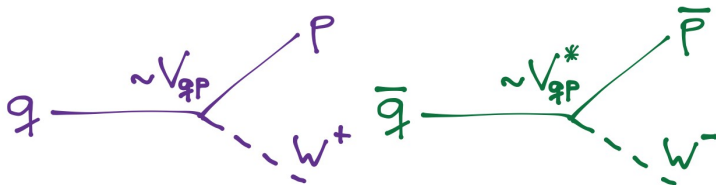


New particles effect loop processes

- ▶ Most HEP direct discoveries have been preceded by **indirect evidence first!**
- ▶ If we don't see New Physics directly at the LHC can indirect evidence guide us where to look (or what to build) next?

CKM matrix

- ▶ In the SM quarks can change flavour by emission of a W^\pm boson
 - ▶ So must also change charge (i.e. from up-type to down-type or vice-versa)



- ▶ The probability for such a transition is governed by the elements of the 3×3 **unitary** CKM matrix

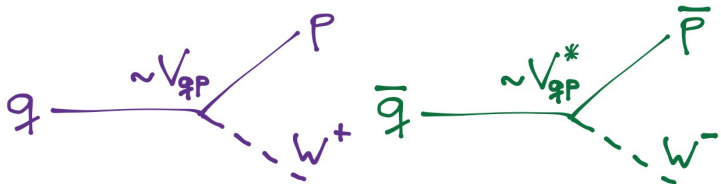
CKM matrix

$$\begin{pmatrix} d' \\ s' \\ b' \end{pmatrix} = \begin{pmatrix} V_{ud} & V_{us} & V_{ub} \\ V_{cd} & V_{cs} & V_{cb} \\ V_{td} & V_{ts} & V_{tb} \end{pmatrix} \cdot \begin{pmatrix} d \\ s \\ b \end{pmatrix}$$

flavour eigenstates mass eigenstates

CKM matrix

- ▶ In the SM quarks can change flavour by emission of a W^\pm boson
 - ▶ So must also change charge (i.e. from up-type to down-type or vice-versa)



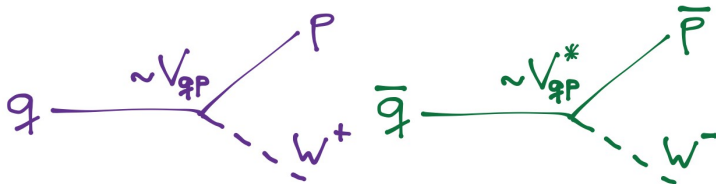
- ▶ The probability for such a transition is governed by the elements of the 3×3 **unitary** CKM matrix
 - ▶ It exhibits a clear hierarchy

CKM hierarchy

$$V = \begin{pmatrix} V_{ud} & V_{us} & V_{ub} \\ V_{cd} & V_{cs} & V_{cb} \\ V_{td} & V_{ts} & V_{tb} \end{pmatrix} \sim \begin{pmatrix} 1 & 0.2 & 0.004 \\ 0.2 & 1 & 0.04 \\ 0.008 & 0.04 & 1 \end{pmatrix}$$

CKM matrix

- ▶ In the SM quarks can change flavour by emission of a W^\pm boson
 - ▶ So must also change charge (i.e. from up-type to down-type or vice-versa)



- ▶ The probability for such a transition is governed by the elements of the 3×3 **unitary** CKM matrix
 - ▶ It exhibits a clear hierarchy
 - ▶ Contains the only source of **CP-violation in the SM** (i.e. if $\Lambda_{\text{QCD}} = m_\nu = 0$)

Wolfenstein parametrisation

$$V = \begin{pmatrix} V_{ud} & V_{us} & V_{ub} \\ V_{cd} & V_{cs} & V_{cb} \\ V_{td} & V_{ts} & V_{tb} \end{pmatrix} = \begin{pmatrix} 1 - \lambda^2/2 & \lambda & A\lambda^3(\rho - i\eta) \\ -\lambda & 1 - \lambda^2/2 & A\lambda^2 \\ A\lambda^3(1 - \rho - i\eta) & -A\lambda^2 & 1 \end{pmatrix} + \mathcal{O}(\lambda^4)$$

CKM matrix

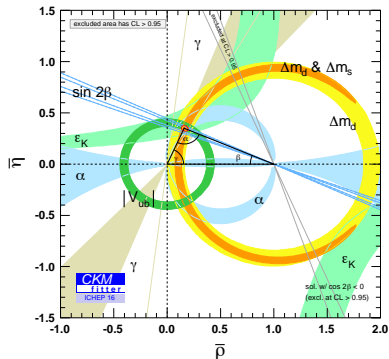
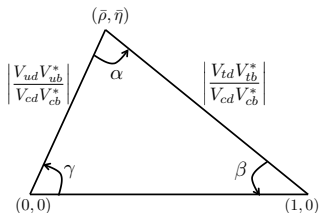
- ▶ Unitarity imposes several conditions which give rise to “unitarity” triangles

Wolfenstein parametrisation

$$V = \begin{pmatrix} V_{ud} & V_{us} & V_{ub} \\ V_{cd} & V_{cs} & V_{cb} \\ V_{td} & V_{ts} & V_{tb} \end{pmatrix} = \begin{pmatrix} 1 - \lambda^2/2 & \lambda & A\lambda^3(\rho - i\eta) \\ -\lambda & 1 - \lambda^2/2 & A\lambda^2 \\ A\lambda^3(1 - \rho - i\eta) & -A\lambda^2 & 1 \end{pmatrix} + \mathcal{O}(\lambda^4)$$

“ B^0 unitarity triangle”

$$V_{ud}V_{ub}^* + V_{cd}V_{cb}^* + V_{td}V_{tb}^* = 0$$



CKM matrix

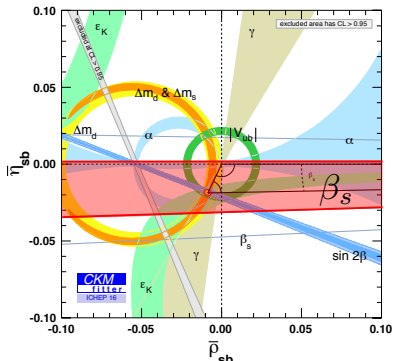
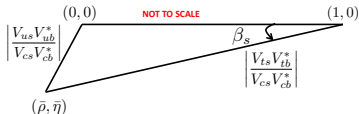
- ▶ Unitarity imposes several conditions which give rise to “unitarity” triangles

Wolfenstein parametrisation

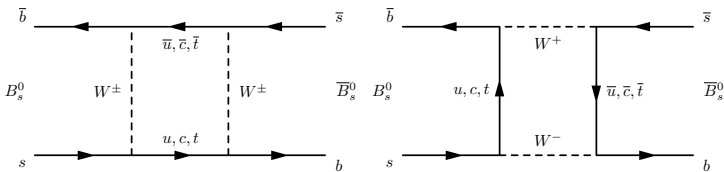
$$V = \begin{pmatrix} V_{ud} & V_{us} & V_{ub} \\ V_{cd} & V_{cs} & V_{cb} \\ V_{td} & V_{ts} & V_{tb} \end{pmatrix} = \begin{pmatrix} 1 - \lambda^2/2 & \lambda & A\lambda^3(\rho - i\eta) \\ -\lambda & 1 - \lambda^2/2 & A\lambda^2 \\ A\lambda^3(1 - \rho - i\eta) & -A\lambda^2 & 1 \end{pmatrix} + \mathcal{O}(\lambda^4)$$

“ B_s^0 unitarity triangle”

$$V_{us}V_{ub}^* + V_{cs}V_{cb}^* + V_{ts}V_{tb}^* = 0$$



Neutral meson mixing



- ▶ The physical **mass** eigenstates are admixtures of the **weak** eigenstates

$$|B_{sL,H}^0\rangle = p|B_s^0\rangle \mp q|\bar{B}_s^0\rangle$$

with mass difference, Δm , and width difference, $\Delta\Gamma$.

- ▶ If **CP** is conserved in mixing then $\left|\frac{p}{q}\right| = 1$
- ▶ **States evolve** with time according to **Schrödinger's equation**,

$$i\frac{\partial}{\partial t} \begin{pmatrix} |B_s^0(t)\rangle \\ |\bar{B}_s^0(t)\rangle \end{pmatrix} = \left(\mathbf{M} - \frac{i}{2}\mathbf{\Gamma} \right) \begin{pmatrix} |B_s^0(t)\rangle \\ |\bar{B}_s^0(t)\rangle \end{pmatrix}$$

- ▶ **SM prediction and experimental value for CP violation in B_s^0 mixing is ~ 0** -
[arXiv:1205.1444], [arXiv:1612.07233]

How does CP -violation manifest itself?

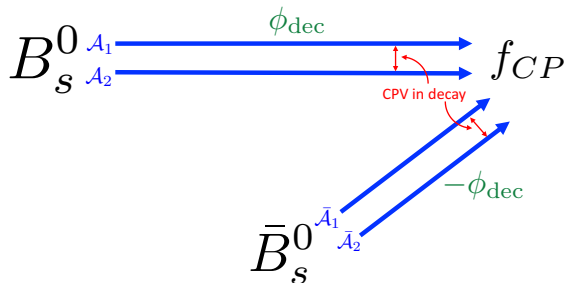
- ▶ Must have **two** interfering amplitudes with **different** strong (δ) and weak (ϕ) phases
- ▶ For a B_s^0 decay to a CP -eigenstate, f , CP -violation effects depend on $\lambda = \frac{q}{p} \frac{\bar{A}_f}{A_f}$

How does CP-violation manifest itself?

- ▶ Must have **two** interfering amplitudes with **different** strong (δ) and weak (ϕ) phases
- ▶ For a B_s^0 decay to a CP-eigenstate, f , CP-violation effects depend on $\lambda = \frac{q}{p} \frac{\bar{A}_f}{A_f}$

CPV in decay:

- ▶ $P(B_s^0 \rightarrow f) \neq P(\bar{B}_s^0 \rightarrow f)$
- ▶ $|\bar{A}_f/A_f| \neq 1$



How does CP-violation manifest itself?

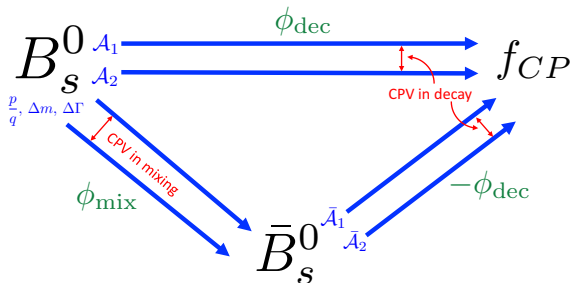
- ▶ Must have **two** interfering amplitudes with **different** strong (δ) and weak (ϕ) phases
- ▶ For a B_s^0 decay to a CP-eigenstate, f , CP-violation effects depend on $\lambda = \frac{q}{p} \frac{\bar{A}_f}{A_f}$

CPV in decay:

- ▶ $P(B_s^0 \rightarrow f) \neq P(\bar{B}_s^0 \rightarrow f)$
- ▶ $|\bar{A}_f/A_f| \neq 1$

CPV in mixing:

- ▶ $P(B_s^0 \rightarrow \bar{B}_s^0) \neq P(\bar{B}_s^0 \rightarrow B_s^0)$
- ▶ $|q/p| \neq 1$



How does CP-violation manifest itself?

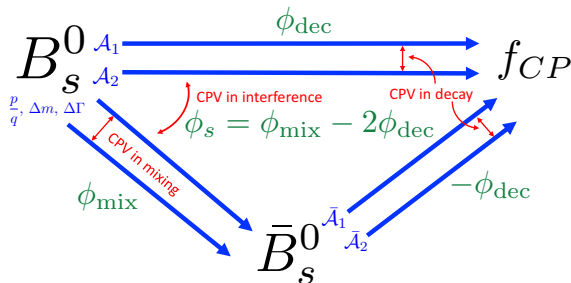
- ▶ Must have **two** interfering amplitudes with **different** strong (δ) and weak (ϕ) phases
- ▶ For a B_s^0 decay to a CP-eigenstate, f , CP-violation effects depend on $\lambda = \frac{q}{p} \frac{\bar{A}_f}{A_f}$

CPV in decay:

- ▶ $P(B_s^0 \rightarrow f) \neq P(\bar{B}_s^0 \rightarrow f)$
- ▶ $|\bar{A}_f/A_f| \neq 1$

CPV in mixing:

- ▶ $P(B_s^0 \rightarrow \bar{B}_s^0) \neq P(\bar{B}_s^0 \rightarrow B_s^0)$
- ▶ $|q/p| \neq 1$



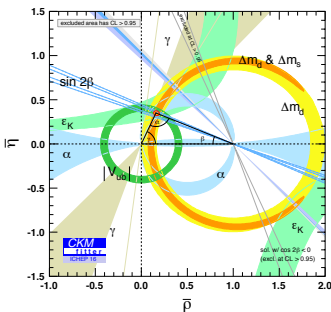
CPV in the interference between decay and mixing:

- ▶ $P(B_s^0 \rightarrow f) \neq P(B_s^0 \rightarrow \bar{B}_s^0 \rightarrow f)$
- ▶ $\arg(\lambda) \neq 0$

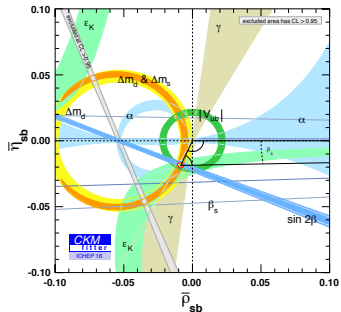
How does CP-violation manifest itself?

- ▶ Must have **two** interfering amplitudes with **different** strong (δ) and weak (ϕ) phases
- ▶ For $B_s^0 \rightarrow f$ decay, CP-violation effects depend on $\lambda = \frac{q \bar{A}_f}{p A_f}$

In B^0 system this phase is 2β



In B_s^0 system this phase is $-2\beta_s$



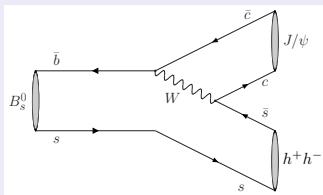
CPV in the interference between decay and mixing:

Sensitivity to ϕ_s

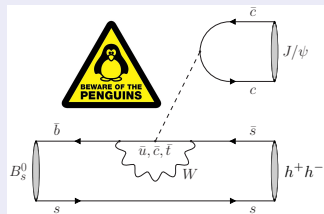
- ▶ SM predicts: $\phi_s = (-0.0370 \pm 0.0006)$ rad [arXiv:1612.07233]
 - ▶ **Small but non-zero**

Golden mode: $B_s^0 \rightarrow J/\psi K^+ K^-$ - [Phys. Rev. Lett. 114 (2015) 041801]

$$\phi_s = \underbrace{\phi_{\text{SM}}}_{-2\beta_s} + \Delta\phi_{\text{peng}} + \Delta\phi_{\text{NP}}$$



+



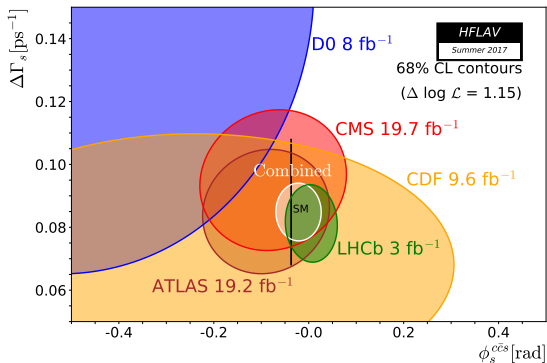
- ▶ Only for $b \rightarrow c\bar{c}s$ transitions ($\phi_s^{c\bar{c}}$)
- ▶ Estimate $\Delta\phi_{\text{peng}} \approx 0.003$ [JHEP 11 (2015) 082] ($B^0 \rightarrow J/\psi \rho$, $B_s^0 \rightarrow J/\psi K^{*0}$)

Current status

- ▶ World average for these modes currently dominated by LHCb
- ▶ Consistent with both the SM and zero - [[arXiv:1612.07233](https://arxiv.org/abs/1612.07233)]

$$\phi_s^{c\bar{c}}(\text{SM}) = (-0.0370 \pm 0.0006) \text{ rad}$$

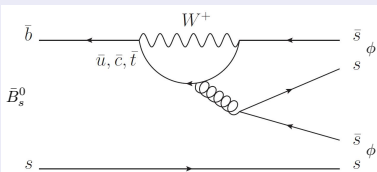
$$\phi_s^{c\bar{c}}(\text{WA}) = (-0.021 \pm 0.031) \text{ rad}$$



$B_s^0 \rightarrow \phi\phi$ decays

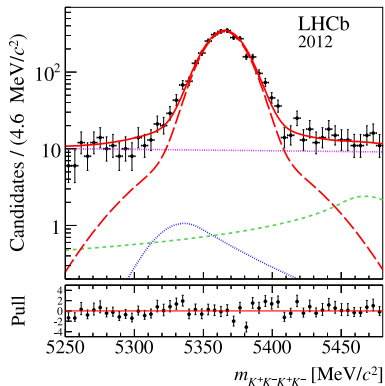
- ▶ **Pure penguin decay** - $b \rightarrow s\bar{s}$ transition
- ▶ New Physics can be significantly enhanced
- ▶ Purely hadronic final state
- ▶ The ϕ resonance is very narrow

$B_s^0 \rightarrow \phi\phi$



$$\phi_s^{s\bar{s}} = (-0.17 \pm 0.15 \pm 0.03) \text{ rad}$$

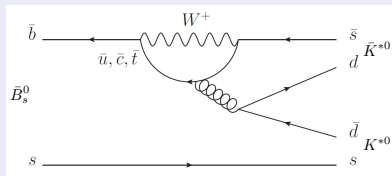
[Phys. Rev. D90 052011 (2014)]



$B_s^0 \rightarrow (K^+\pi^-)(K^-\pi^+)$ decays

- ▶ **Pure penguin decay** - $b \rightarrow sd\bar{d}$ transition
- ▶ New Physics can be significantly enhanced and entirely different from $B_s^0 \rightarrow J/\psi\phi$ and $B_s^0 \rightarrow \phi\phi$
- ▶ Expect similar statistical precision to $B_s^0 \rightarrow \phi\phi$
- ▶ CPV in decay is also possible

$B_s^0 \rightarrow K^{*0}\bar{K}^{*0}$



$$\phi_s^{d\bar{d}} = ?$$

LHCb-PAPER-2017-048

Experimentally challenging:

- ▶ Low branching fraction (100 times smaller than $B_s^0 \rightarrow J/\psi\phi$)
- ▶ Purely hadronic final state
- ▶ K^* is fairly wide (several resonant and non-resonant components)
- ▶ Several peaking backgrounds

$$\phi_s^{c\bar{c}} \neq \phi_s^{s\bar{s}} \neq \phi_s^{d\bar{d}}$$

Ingredients required for a ϕ_s analysis

- ▶ In the **simplest case**, and **only** if there is no CP -violation in decay, the time-dependent CP -asymmetry

$$A_{CP}(t) = \frac{\Gamma(\bar{B}_s^0 \rightarrow f) - \Gamma(B_s^0 \rightarrow f)}{\Gamma(\bar{B}_s^0 \rightarrow f) + \Gamma(B_s^0 \rightarrow f)} = \eta_f \sin(\phi_s) \sin(\Delta m_s t)$$

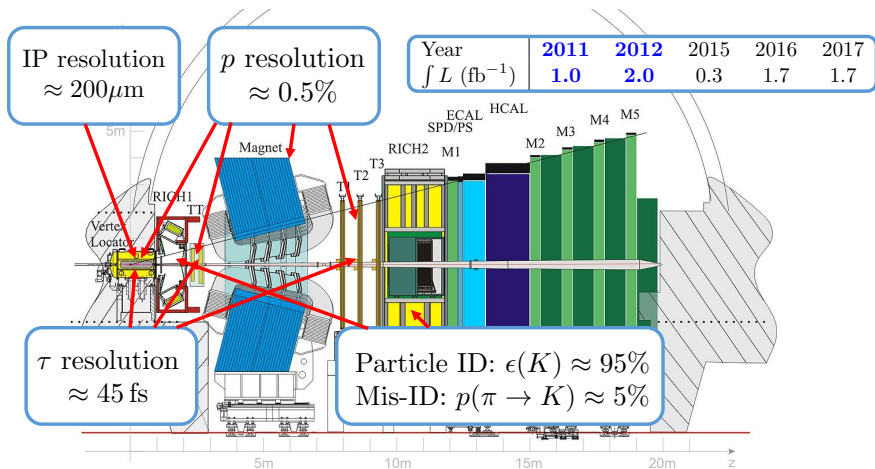
- ▶ Experimentally

$$A_{CP}(t) \approx (1 - 2w) e^{-\frac{1}{2}\Delta m_s^2 \sigma_t^2} \eta_f \sin(\phi_s) \sin(\Delta m_s t)$$

- ▶ w : Probability the initial B flavour was tagged incorrectly
- ▶ σ_t : Decay-time resolution
- ▶ η_f : CP -eigenvalue \implies angular analysis
- ▶ **Important requirements**
 - ▶ Good decay time resolution
 - ▶ Good flavour tagging
 - ▶ Sufficient statistics for an angular analysis
 - ▶ Good particle identification

LHCb Detector

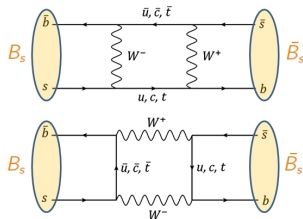
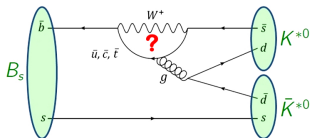
- Copious production of B^+ , B^0 , B_s^0 , Λ_b^0 ($100K \text{ } b\bar{b}/\text{s}$)



- LHCb performance - [[Int. J. Mod. Phys. A30, \(2015\) 1530022](#)]

The $B_s^0 \rightarrow K^{*0} \bar{K}^{*0}$ decay

- ▶ **Interference between $B_s^0 \rightarrow K^{*0} \bar{K}^{*0}$ and $B_s^0 \rightarrow \bar{B}_s^0 \rightarrow K^{*0} \bar{K}^{*0}$**
 - ▶ where $K^{*0} \rightarrow K^+ \pi^-$ and $\bar{K}^{*0} \rightarrow K^- \pi^+$
- ▶ **Gives access to CP-violating phase $\phi_s^{d\bar{d}}$**
- ▶ First discovered by LHCb in [Phys. Lett. **B709** (2012) 50]
 - ▶ Update in [JHEP **07** (2015) 166]
- ▶ Discussed extensively in the literature as a promising mode for New Physics
 - ▶ Fleisher et. al. [Phys. Lett. **B660** (2008) 212]
 - ▶ Ciuchini et. al. [Phys. Rev. Lett. **100** (2008) 031802]
 - ▶ Descotes-Genon et. al. [Phys. Rev. **D85** (2012) 034010]
 - ▶ Bhattacharya et. al. [Phys. Lett. **B717** (2012) 403]



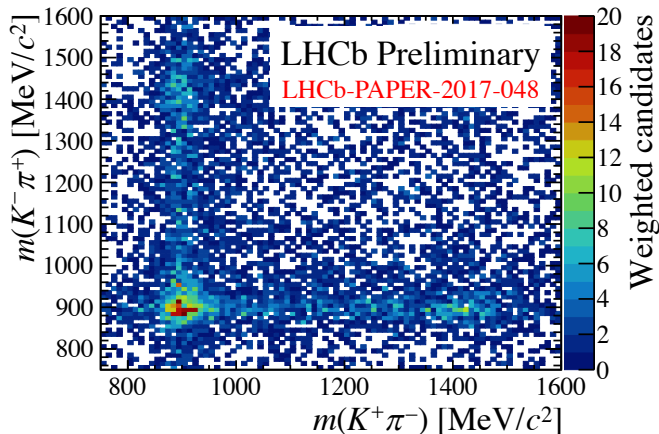
SM expectation:

$$\lambda = \frac{p \bar{\mathcal{A}}_f}{q \mathcal{A}_f} \approx 1$$

$$\phi_s^{d\bar{d}} = \phi_{\text{mix}} - 2\phi_{\text{decay}} \approx 0$$

Increasing the statistics available

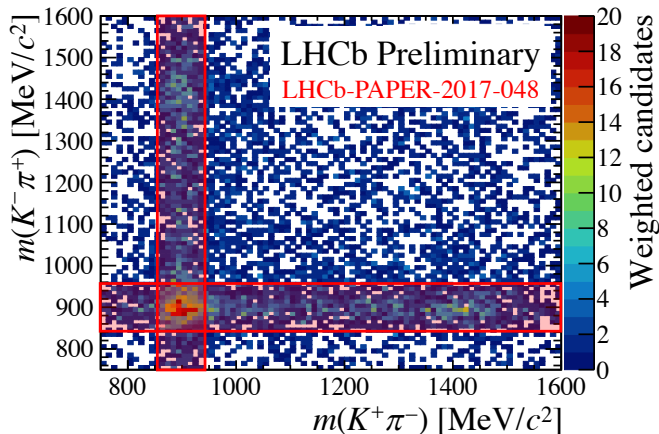
Use a wide $m(K\pi)$ mass range: 750 – 1600 MeV/ c^2



Increasing the statistics available

Use a wide $m(K\pi)$ mass range: 750 – 1600 MeV/ c^2

Vector: $K^*(892)^0$

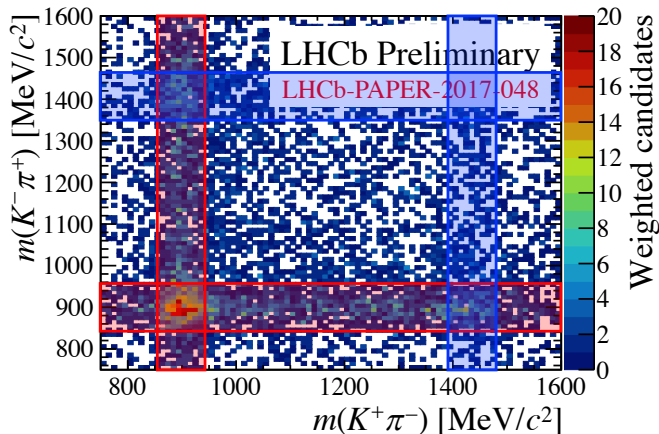


Increasing the statistics available

Use a wide $m(K\pi)$ mass range: 750 – 1600 MeV/c^2

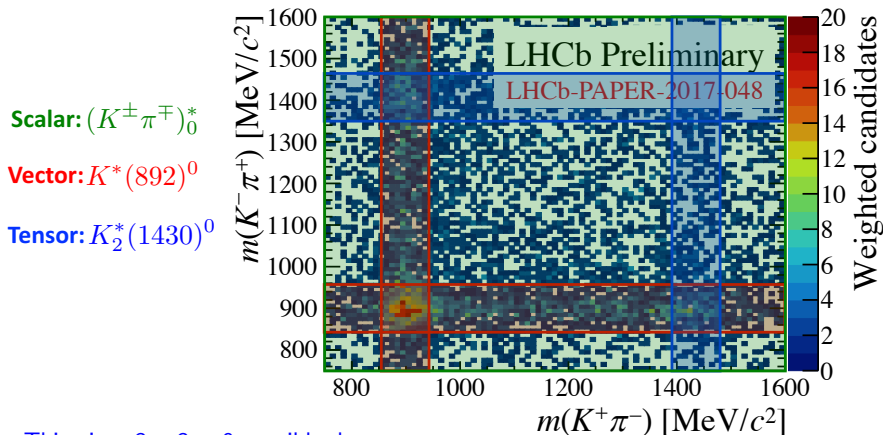
Vector: $K^*(892)^0$

Tensor: $K_2^*(1430)^0$



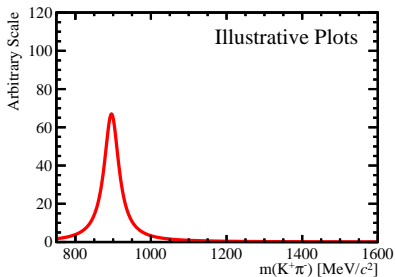
Increasing the statistics available

Use a wide $m(K\pi)$ mass range: 750 – 1600 MeV/ c^2

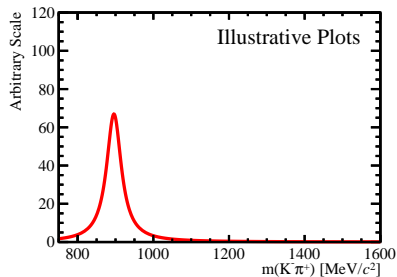


- ▶ This gives $3 \times 3 = 9$ possible decays
- ▶ **A single phase, $\phi_s^{d\bar{d}}$, is used for all**
- ▶ Scalar description from Pelaez et. al. [[Phys. Rev. D 93 \(2016\) 074025](#)]

Building the decay model



Decay

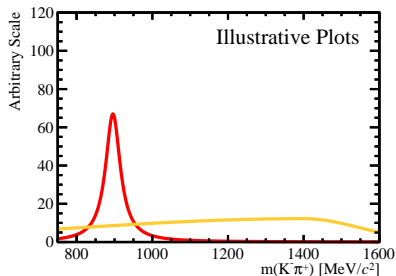
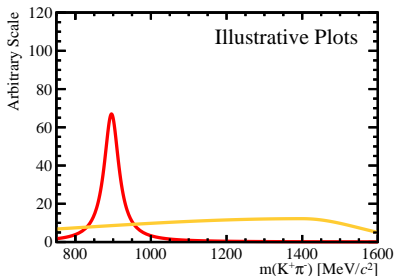


Polarization Amplitudes

$$B_s^0 \rightarrow K^*(892)^0 \bar{K}^*(892)^0$$

$$VV_0, VV_{\parallel}, VV_{\perp}$$

Building the decay model



Decay

$$B_s^0 \rightarrow (K^+ \pi^-)_0^* (K^- \pi^+)_0^*$$

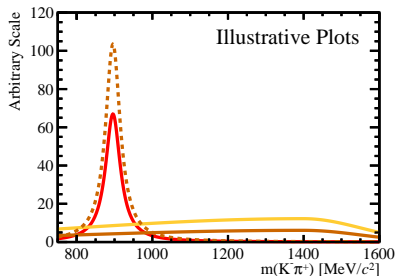
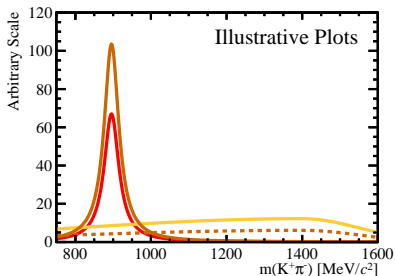
Polarization Amplitudes

SS

$$B_s^0 \rightarrow K^*(892)^0 \bar{K}^*(892)^0$$

VV₀, VV_{||}, VV_⊥

Building the decay model



Decay

$$B_s^0 \rightarrow (K^+\pi^-)_0^* (K^-\pi^+)_0^*$$

$$B_s^0 \rightarrow (K^+\pi^-)_0^* \bar{K}^*(892)^0$$

$$B_s^0 \rightarrow K^*(892)^0 (K^-\pi^+)_0^*$$

$$B_s^0 \rightarrow K^*(892)^0 \bar{K}^*(892)^0$$

Polarization Amplitudes

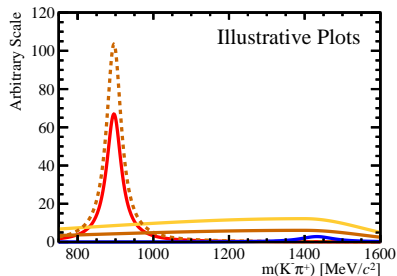
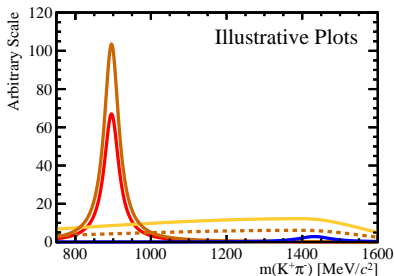
SS

SV

VS

VV₀, VV_{||}, VV_⊥

Building the decay model



Decay

$$B_s^0 \rightarrow (K^+\pi^-)_0^* (K^-\pi^+)_0^*$$

$$B_s^0 \rightarrow (K^+\pi^-)_0^* \bar{K}^*(892)^0$$

$$B_s^0 \rightarrow K^*(892)^0 (K^-\pi^+)_0^*$$

$$B_s^0 \rightarrow K^*(892)^0 \bar{K}^*(892)^0$$

$$B_s^0 \rightarrow K_2^*(1430)^0 \bar{K}_2^*(1430)^0$$

Polarization Amplitudes

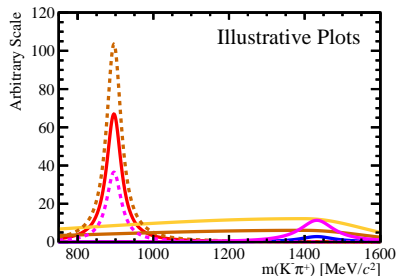
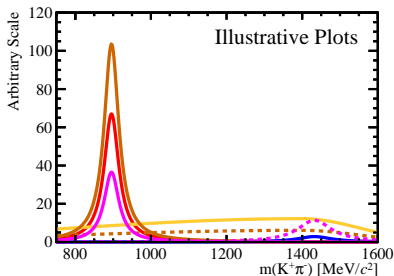
SS

SV

VS

VV₀, VV_{||}, VV_⊥TT₀, TT_{||1}, TT_{⊥1}, TT_{||2}, TT_{⊥2}

Building the decay model



Decay

$$B_s^0 \rightarrow (K^+ \pi^-)_0^* (K^- \pi^+)_0^*$$

$$B_s^0 \rightarrow (K^+ \pi^-)_0^* \bar{K}^*(892)^0$$

$$B_s^0 \rightarrow K^*(892)^0 (K^- \pi^+)_0^*$$

$$B_s^0 \rightarrow K^*(892)^0 \bar{K}^*(892)^0$$

$$B_s^0 \rightarrow K^*(892)^0 \bar{K}_2^*(1430)^0$$

$$B_s^0 \rightarrow K_2^*(1430)^0 \bar{K}^*(892)^0$$

$$B_s^0 \rightarrow K_2^*(1430)^0 \bar{K}_2^*(1430)^0$$

Polarization Amplitudes

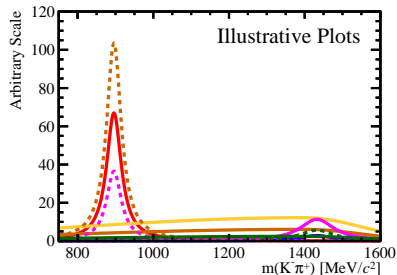
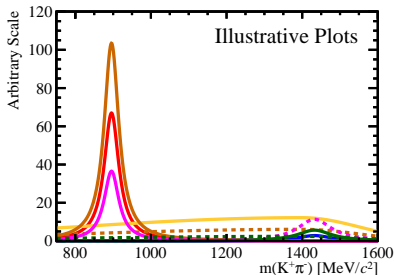
SS

SV

VS

VV₀, VV_{||}, VV_⊥VT₀, VT_{||}, VT_⊥TV₀, TV_{||}, TV_⊥TT₀, TT_{||1}, TT_{⊥1}, TT_{||2}, TT_{⊥2}

Building the decay model



Decay

$$B_s^0 \rightarrow (K^+\pi^-)_0^* (K^-\pi^+)_0^*$$

$$B_s^0 \rightarrow (K^+\pi^-)_0^* \bar{K}^*(892)^0$$

$$B_s^0 \rightarrow K^*(892)^0 (K^-\pi^+)_0^*$$

$$B_s^0 \rightarrow (K^+\pi^-)_0^* \bar{K}_2^*(1430)^0$$

$$B_s^0 \rightarrow K_2^*(1430)^0 (K^-\pi^+)_0^*$$

$$B_s^0 \rightarrow K^*(892)^0 \bar{K}^*(892)^0$$

$$B_s^0 \rightarrow K^*(892)^0 \bar{K}_2^*(1430)^0$$

$$B_s^0 \rightarrow K_2^*(1430)^0 \bar{K}^*(892)^0$$

$$B_s^0 \rightarrow K_2^*(1430)^0 \bar{K}_2^*(1430)^0$$

Polarization Amplitudes

SS

SV

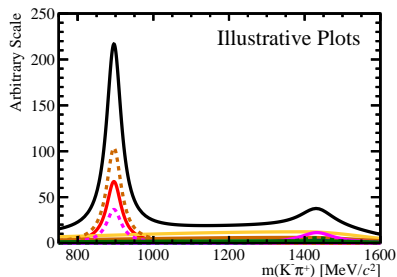
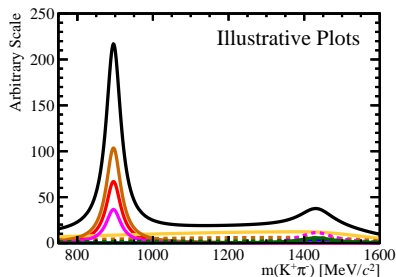
VS

ST

TS

VV₀, VV_{||}, VV_⊥VT₀, VT_{||}, VT_⊥TV₀, TV_{||}, TV_⊥TT₀, TT_{||1}, TT_{⊥1}, TT_{||2}, TT_{⊥2}

Building the decay model



Decay

$$B_s^0 \rightarrow (K^+\pi^-)_0^*(K^-\pi^+)_0^*$$

$$B_s^0 \rightarrow (K^+\pi^-)_0^*\bar{K}^*(892)^0$$

$$B_s^0 \rightarrow K^*(892)^0(K^-\pi^+)_0^*$$

$$B_s^0 \rightarrow (K^+\pi^-)_0^*\bar{K}_2^*(1430)^0$$

$$B_s^0 \rightarrow K_2^*(1430)^0(K^-\pi^+)_0^*$$

$$B_s^0 \rightarrow K^*(892)^0\bar{K}^*(892)^0$$

$$B_s^0 \rightarrow K^*(892)^0\bar{K}_2^*(1430)^0$$

$$B_s^0 \rightarrow K_2^*(1430)^0\bar{K}^*(892)^0$$

$$B_s^0 \rightarrow K_2^*(1430)^0\bar{K}_2^*(1430)^0$$

Polarization Amplitudes

SS

SV

VS

ST

TS

VV₀, VV_{||}, VV_⊥VT₀, VT_{||}, VT_⊥TV₀, TV_{||}, TV_⊥TT₀, TT_{||1}, TT_{⊥1}, TT_{||2}, TT_{⊥2}

Building the decay model II

Factorise the time-dependent probability

$$p(t, \Omega) \propto \sum_{ij} \underbrace{K_{ij}(t)}_{\text{time dep}} \cdot \underbrace{F_{ij}(\Omega)}_{\text{ang/mass dep}}$$

Building the decay model II

Factorise the time-dependent probability

$$p(t, \Omega) \propto \sum_{ij} \underbrace{K_{ij}(t)}_{\text{time dep}} \cdot \underbrace{F_{ij}(\Omega)}_{\text{ang/mass dep}}$$

Time-dependent terms

$$K_{ij}(t) = \underbrace{R(t, \delta) \otimes e^{-\Gamma_s t}}_{\substack{\text{decay time} \\ + \text{resolution}}} \left[\underbrace{\xi_+ (a_{ij} \cosh(\frac{1}{2} \Delta \Gamma_s t) + b_{ij} \sinh(\frac{1}{2} \Delta \Gamma_s t))}_{\substack{\text{flavour} \\ \text{tagging}}} + \underbrace{\xi_- (c_{ij} \cos(\Delta m_s t) + d_{ij} \sin(\Delta m_s t))}_{\substack{\text{mixing} \\ + \text{decay}}} \right]$$

Coefficients contain dependence on physical parameters

$$a_{ij} = \frac{2}{1 + |\lambda|^2} \left(A_i A_j^* + \eta_i \eta_j |\lambda|^2 A_{\bar{i}} A_{\bar{j}}^* \right), \quad b_{ij} = \frac{-2|\lambda|}{1 + |\lambda|^2} \left(\eta_j e^{i\phi_s} A_i A_j^* + \eta_i e^{-i\phi_s} A_{\bar{i}} A_{\bar{j}}^* \right),$$

$$c_{ij} = \frac{2}{1 + |\lambda|^2} \left(A_i A_j^* - \eta_i \eta_j |\lambda|^2 A_{\bar{i}} A_{\bar{j}}^* \right), \quad d_{ij} = \frac{-2|\lambda|i}{1 + |\lambda|^2} \left(\eta_j e^{i\phi_s} A_i A_j^* - \eta_i e^{-i\phi_s} A_{\bar{i}} A_{\bar{j}}^* \right)$$

Building the decay model II

Factorise the time-dependent probability

$$p(t, \Omega) \propto \sum_{ij} \underbrace{K_{ij}(t)}_{\text{time dep}} \cdot \underbrace{F_{ij}(\Omega)}_{\text{ang/mass dep}}$$

Angular and mass dependence $\Omega = (\cos \theta_1, \cos \theta_2, \varphi, m_1, m_2)$

$$\begin{aligned}
 F_{ij}(\Omega) &= \underbrace{\Theta_{j_1, j_2, h}(\cos \theta_1, \cos \theta_2, \varphi) \Theta_{j'_1, j'_2, h'}^*(\cos \theta_1, \cos \theta_2, \varphi)}_{\text{angular terms}} \\
 &\times \underbrace{\mathcal{M}_{j_1}(m_1) \mathcal{M}_{j_2}(m_2) \mathcal{M}_{j'_1}^*(m_1) \mathcal{M}_{j'_2}^*(m_2)}_{\text{mass terms}} \\
 &\times \underbrace{\mathcal{F}_{j_1, j_2, h}(m_1, m_2) \mathcal{F}_{j'_1, j'_2, h'}^*(m_1, m_2)}_{\text{ang. mom. factors}}
 \end{aligned}$$

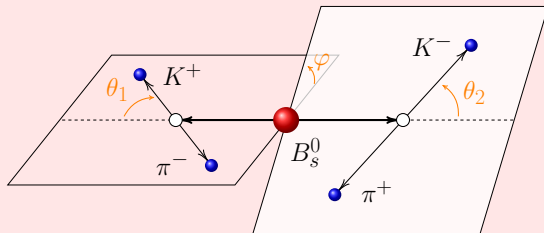
Building the decay model II

Factorise the time-dependent probability

$$\rho(t, \Omega) \propto \sum_{ij} \underbrace{K_{ij}(t)}_{\text{time dep}} \cdot \underbrace{F_{ij}(\Omega)}_{\text{ang/mass dep}}$$

Angular and mass dependence $\Omega = (\cos \theta_1, \cos \theta_2, \varphi, m_1, m_2)$

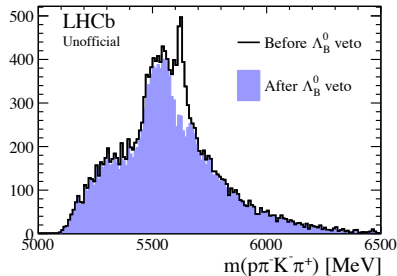
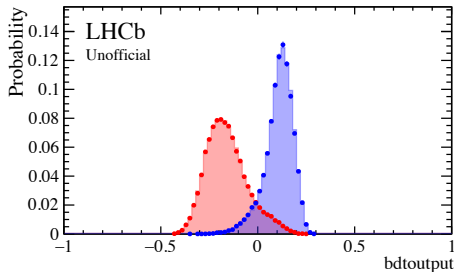
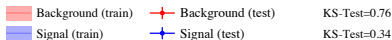
$$F_{ij}(\Omega) = \underbrace{\Theta_{j_1, j_2, h}(\cos \theta_1, \cos \theta_2, \varphi) \Theta_{j'_1, j'_2, h'}^*(\cos \theta_1, \cos \theta_2, \varphi)}_{\text{angular terms}}$$



Selecting the signal

Remove unwanted backgrounds:

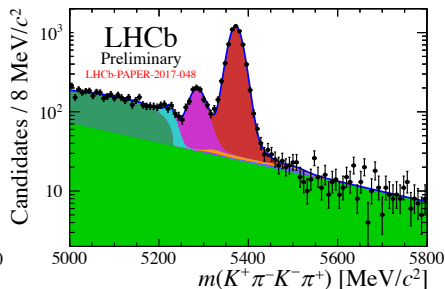
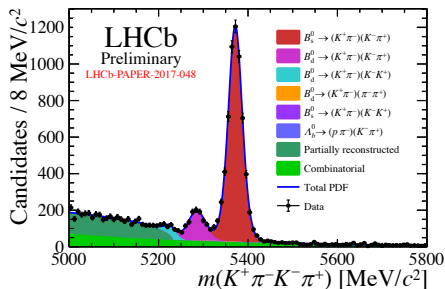
- ▶ Use **particle identification** requirements from Cherenkov detectors
- ▶ **Boosted Decision Tree** to reject combinatorial background
- ▶ **Mass vetoes** for unwanted contributions



Selecting the signal

Remove unwanted backgrounds:

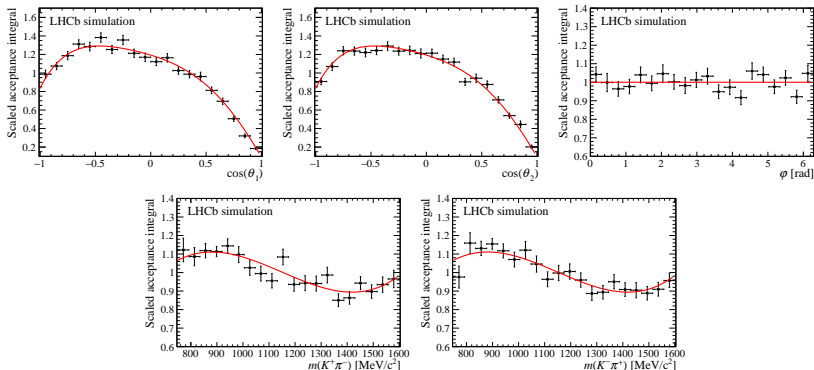
- ▶ Use **particle identification** requirements from Cherenkov detectors
- ▶ **Boosted Decision Tree** to reject combinatorial background
- ▶ **Mass vetoes** for unwanted contributions
- ▶ Use *sPlot* procedure to subtract background



$N_S = 6080 \pm 84$ events

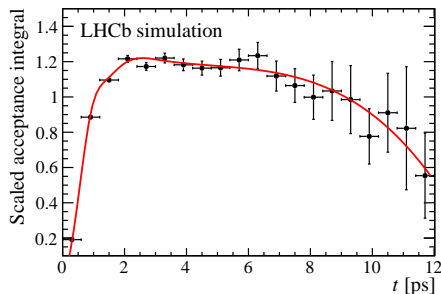
Kinematic acceptance

- ▶ Detector geometry and selection criteria introduce **non-uniform acceptance**
- ▶ Introduce **event weights** in the normalisation term of the model
- ▶ Create a 5D efficiency map for angular terms, $F_{ij}(\Omega)$



Kinematic and decay-time acceptance

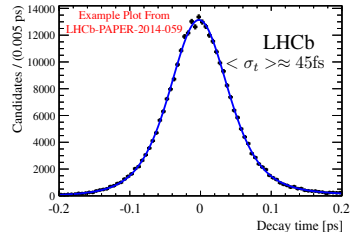
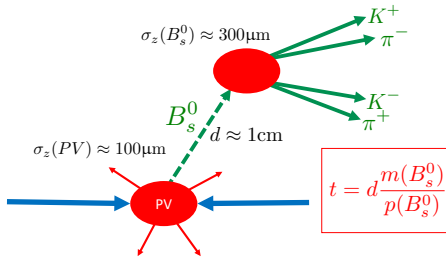
- ▶ Detector geometry and selection criteria introduce **non-uniform acceptance**
- ▶ Model the decay-time acceptance **parametrically** using cubic splines



Decay-time resolution

Time-dependent decay rate of B_s^0

$$\frac{d\Gamma}{dt} \propto \sum_{ij} R(t, \delta t) \otimes e^{-\Gamma_s t} \left[a_{ij} \cosh\left(\frac{1}{2}\Delta\Gamma_s t\right) + b_{ij} \sinh\left(\frac{1}{2}\Delta\Gamma_s t\right) + c_{ij} \cos(\Delta m_s t) + d_{ij} \sin(\Delta m_s t) \right]$$

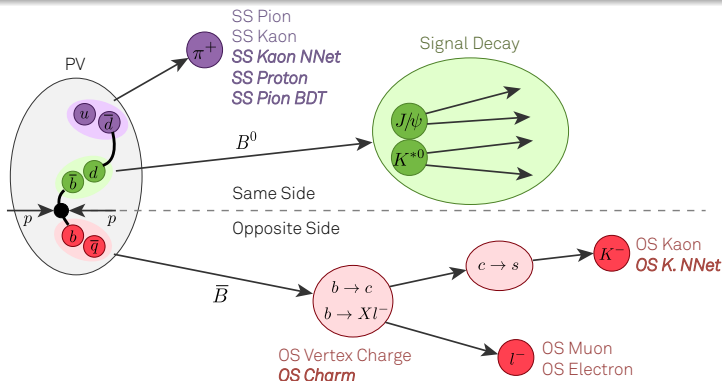


Decay-time resolution

- ▶ Modelled as a Gaussian
- ▶ True decay-time resolution, σ_t , as a function of the estimated decay-time resolution, δ_t , obtained from simulation using a linear calibration

Flavour tagging

Use both **same side** (SS) and **opposite side** (OS) taggers calibrated on real data



$$\epsilon_{\text{eff}} = \epsilon_{\text{tag}} (1 - 2\omega)^2$$

Effective tagging power Fraction with tagging decision Calibrated mis-tag probability

Combined Tagging Performance: $\epsilon_{\text{tag}} = (75.6 \pm 0.6)\%$ and $\epsilon_{\text{eff}} = (5.15 \pm 0.14)\%$

Systematics

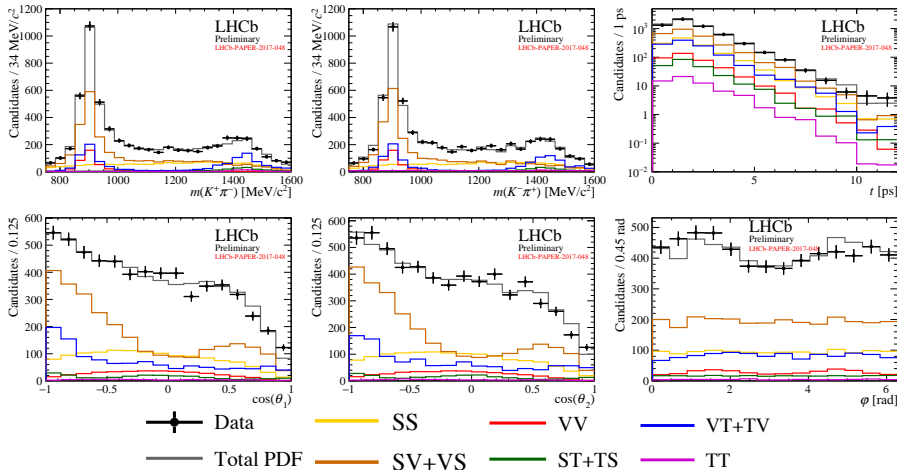
Table of systematic uncertainties

Parameter	$\phi_s^{d\bar{d}}$ [rad]	$ \lambda $
Yield and shape of mass model	0.012	0.001
Signal weights of mass model	0.012	0.007
TD fit procedure	0.006	0.002
TD fit parametrisation	0.049	0.013
Acceptance weights (simulated sample size)	0.106	0.078
Other acceptance and resolution effects	0.063	0.008
Production asymmetry	0.002	0.002
Total	0.141	0.089

- ▶ Only shown for the CP observables, $\phi_s^{d\bar{d}}$ and λ
- ▶ There are **39 physical observables** in total

Fit Projections

- ▶ Nominal fit took too long on a conventional CPU
- ▶ Novel implementation in GPUs with [Ipanema](#) ([\[arXiv:1706.01420\]](#)) - $\sim 60\times$ faster
- ▶ Δm_s , $\Delta \Gamma_s$, Γ_s are constrained to their known values



Numerical Results

Parameter	Value	Parameter	Value
Common parameters		Single D -wave (VT and TV)	
ϕ_s^{dd} [rad]	$-0.10 \pm 0.13 \pm 0.14$	f^{VT}	$0.160 \pm 0.016 \pm 0.049$
$ \lambda $	$1.035 \pm 0.034 \pm 0.089$	f_L^{VT}	$0.911 \pm 0.020 \pm 0.165$
$B_s^0 \rightarrow K^*(892)^0 K^*(892)^0$ (VV)		f_{\parallel}^{VT}	$0.012 \pm 0.008 \pm 0.053$
f^{VV}	$0.067 \pm 0.004 \pm 0.024$	f^{TV}	$0.036 \pm 0.014 \pm 0.048$
f_L^{VV}	$0.208 \pm 0.032 \pm 0.046$	f_L^{TV}	$0.62 \pm 0.16 \pm 0.25$
f_{\parallel}^{VV}	$0.297 \pm 0.029 \pm 0.042$	f_{\parallel}^{TV}	$0.24 \pm 0.10 \pm 0.143$
δ_{\parallel}^{VV} [rad]	$2.40 \pm 0.11 \pm 0.33$	δ_0^{VT} [rad]	$-2.06 \pm 0.19 \pm 1.17$
δ_{\perp}^{VV} [rad]	$2.62 \pm 0.26 \pm 0.64$	δ_{\parallel}^{VT} [rad]	$-1.8 \pm 0.4 \pm 1.16$
Single S -wave (SV and VS)		δ_{\perp}^{VT} [rad]	$-3.08 \pm 0.29 \pm 0.97$
f^{SV}	$0.329 \pm 0.015 \pm 0.071$	δ_0^{TV} [rad]	$1.91 \pm 0.30 \pm 0.80$
f^{VS}	$0.133 \pm 0.013 \pm 0.065$	δ_{\parallel}^{TV} [rad]	$1.09 \pm 0.19 \pm 0.55$
δ^{SV} [rad]	$-1.31 \pm 0.10 \pm 0.35$	δ_{\perp}^{TV} [rad]	$0.2 \pm 0.4 \pm 1.1$
δ^{VS} [rad]	$1.86 \pm 0.11 \pm 0.41$	Double DD -wave (TT)	
Double SS -wave (SS)		f_{TT}	$0.011 \pm 0.003 \pm 0.007$
f^{SS}	$0.225 \pm 0.010 \pm 0.069$	f_L^{TT}	$0.25 \pm 0.14 \pm 0.18$
δ^{SS} [rad]	$1.07 \pm 0.10 \pm 0.40$	$f_{\parallel 1}^{TT}$	$0.17 \pm 0.11 \pm 0.14$
Single P -wave decays (ST and TS)		$f_{\perp 1}^{TT}$	$0.30 \pm 0.18 \pm 0.21$
f^{ST}	$0.014 \pm 0.006 \pm 0.031$	$f_{\parallel 2}^{TT}$	$0.015 \pm 0.033 \pm 0.107$
f^{TS}	$0.025 \pm 0.007 \pm 0.033$	δ_0^{TT} [rad]	$1.3 \pm 0.5 \pm 1.8$
δ^{ST} [rad]	$-2.3 \pm 0.4 \pm 1.69$	$\delta_{\parallel 1}^{TT}$ [rad]	$3.00 \pm 0.29 \pm 0.57$
δ^{TS} [rad]	$-0.10 \pm 0.26 \pm 0.82$	$\delta_{\perp 1}^{TT}$ [rad]	$2.6 \pm 0.4 \pm 1.5$
		$\delta_{\parallel 2}^{TT}$ [rad]	$2.3 \pm 0.8 \pm 1.7$
		$\delta_{\perp 2}^{TT}$ [rad]	$0.7 \pm 0.6 \pm 1.3$

Numerical Results

Parameter	Value	Parameter	Value
Common parameters		Single D -wave (VT and TV)	
$\phi_s^{d\bar{d}}$ [rad]	$-0.10 \pm 0.13 \pm 0.14$	f^{VT}	$0.160 \pm 0.016 \pm 0.049$
$ \lambda $	$1.035 \pm 0.034 \pm 0.089$	f_L^{VT}	$0.911 \pm 0.020 \pm 0.165$

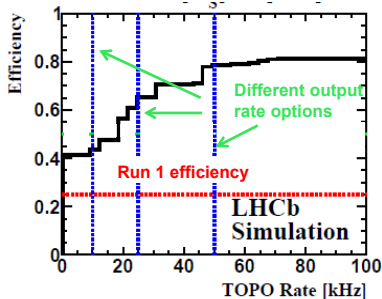
Summary

- ▶ Measure CP -averaged **fractions**, f , and **strong phase differences**, δ , for **19 different amplitudes**
- ▶ In particular:
 - ▶ $f_L^{VV} = 0.208 \pm 0.032 \pm 0.046$ - small value (as in previous - [JHEP 07 (2015) 166])
 - ▶ $f^{SS} = 0.225 \pm 0.010 \pm 0.069$ - large value
 - ▶ $f^{VV} = 0.067 \pm 0.040 \pm 0.024$ - small value
- ▶ Measure **CP -violation parameters**
 - ▶ $\phi_s^{d\bar{d}} = (-0.10 \pm 0.13 \pm 0.14)$ rad
 - ▶ $|\lambda| = (1.035 \pm 0.034 \pm 0.089)$
- ▶ **SM wins again!**

f^{TS}	$0.014 \pm 0.000 \pm 0.031$	δ_{\parallel}^{TT} [rad]	$3.00 \pm 0.29 \pm 0.57$
δ^{ST} [rad]	$0.025 \pm 0.007 \pm 0.033$	$\delta_{\perp 1}^{TT}$ [rad]	$2.6 \pm 0.4 \pm 1.5$
δ^{TS} [rad]	$-2.3 \pm 0.4 \pm 1.69$	$\delta_{\perp 2}^{TT}$ [rad]	$2.3 \pm 0.8 \pm 1.7$
		$\delta_{\perp 2}^{TT}$ [rad]	$0.7 \pm 0.6 \pm 1.3$

Future prospects

- ▶ **LHCb Upgrade** will be installed in LS2
- ▶ Ready for operation in **Run 3**
- ▶ Completely redesigned tracking systems
- ▶ Redesigned readout for all subsystems



LHCb Upgrade Trigger Diagram

**30 MHz inelastic event rate
(full rate event building)**

Software High Level Trigger

Full event reconstruction, inclusive and exclusive kinematic/geometric selections

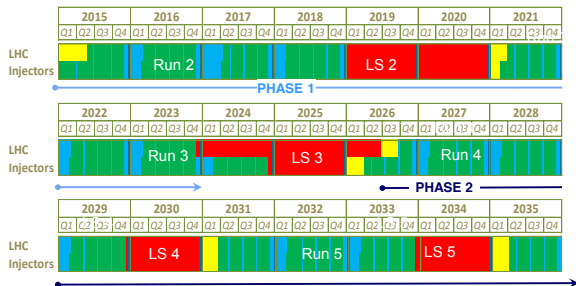

Buffer events to disk, perform online detector calibration and alignment

Add offline precision particle identification and track quality information to selections
Output full event information for inclusive triggers, trigger candidates and related primary vertices for exclusive triggers

2-5 GB/s to storage

Beyond Run 4?

- ▶ Expression of interest submitted for Phase-II upgrade



Expected luminosities

$$\text{Run 1} + \text{Run 2} \quad \int L \approx 8.5 \text{ fb}^{-1}$$

$$\text{Run 3} + \text{Run 4} \quad \int L \approx 50 \text{ fb}^{-1}$$

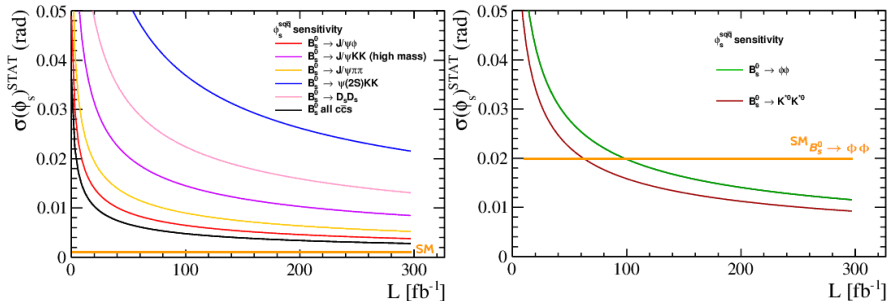
$$\text{Run 5} + \quad \int L \approx 300 \text{ fb}^{-1}$$

Current developments in $B_s^0 \rightarrow J/\psi K^+ K^-$

Run 2 analysis of $B_s^0 \rightarrow J/\psi K^+ K^-$ is underway

- ▶ More than double the statistics of Run 1 (with just 2015 and 2016)
- ▶ $\sigma_{\text{stat}} \approx 0.042 \text{ rad}$ (Run 1: 0.049 rad)

Run 2 analysis of $B_s^0 \rightarrow \phi\phi$ also underway

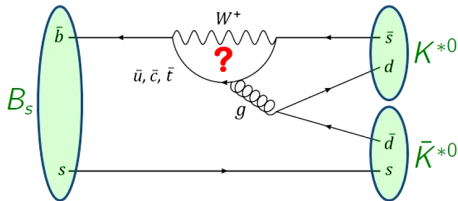


Watch this space....

Summary and Outlook

First ever measurement of $\phi_s^{d\bar{d}} = (-0.10 \pm 0.13 \pm 0.14)$ rad

- ▶ Statistical precision similar to $B_s^0 \rightarrow \phi\phi$ with a large systematic contribution
- ▶ Statistical precision $\sim 2.5\times$ worse than $B_s^0 \rightarrow J/\psi\phi$
- ▶ **Dominant systematics** arise from limited MC statistics so are **reducible**



- ▶ At present **no evidence of CP-violation in interference** between B_s^0 decay and mixing
- ▶ Currently all **CP-measurements are consistent with the SM**
- ▶ **Let's hope we can break it in Run 2 and beyond!**

THANK YOU!